

REP-REP-RAE6454-5434_NOT Opening/closing convertible top in event of a technical fault

ISTA system version	3.52.13.15304I	Data version	R3.52	Programming data	-
VIN	XXXXXXXX	Vehicle	6/E64/CONVERTIBLE/635d/M57/AUTO/EUR/RL/2008/06		
Integration level factory	-	Integration level (current)	-	Integration level (target)	-
Mileage	0 km				

54 34 ...

Opening/closing convertible top in event of a technical fault



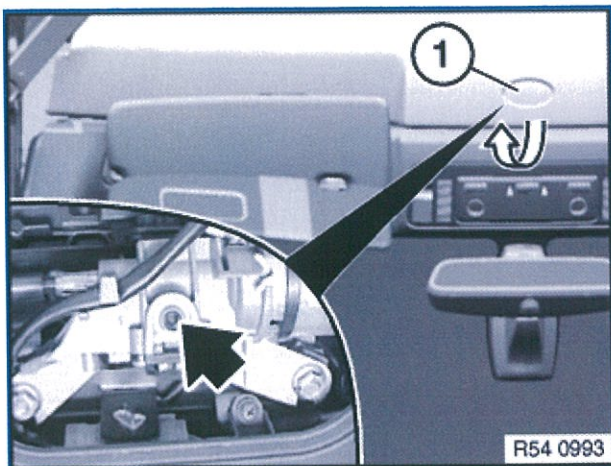
Important!

Switch off the ignition!

Always conduct soft top movements with the assistance of a second person (Risk of damage).

Make sure force is always exerted uniformly to the soft top sides otherwise the linkage will be bent.

Front doors must be permanently opened.





Unlocking convertible top lock:

- Lever out cover (1) towards bottom
- Insert double L-shaped Allen key (car's tool kit) into screw
- Unlock lock on cowl panel by turning

Unlocking convertible top compartment lid:

- Open tailgate
- Pop actuator button (1) on left and right out of luggage compartment trim panel.
- Pull actuator button (1) on left and right and unlock convertible top compartment lid.




Opening convertible top by hand:

- Lower rear window
- Unlock and raise front bow.
- Unlock soft top compartment lid
- Raise fins and front bow with counterpressure
- Open and support soft top compartment lid
- Fold soft top under supports of fins and stow in soft top compartment
- Close soft top compartment lid

Important!

Convertible top compartment lid cannot be locked manually. Move vehicle at low speed only.



Closing convertible top by hand:

- Unlock and open soft top cover
- Lift soft top at main pillars out of soft top compartment
- Angle fins and close soft top compartment lid
- Lower front bow and fins (tension)
- Lock soft top latch