**Adjusting interlock (with Steptronic):**

Move selector lever (1) to "P" position (front stop of shifting gate).


Release screw (2). The cable (3) must remain easily movable axially in the holder (4).

Move ignition key to "zero" position and remove.

Press interlock lever (5) downwards as far as it will go.

Tighten down screw (2).

Tightening torque, 25 16 5AZ.

**Adjusting interlock (without Steptronic):**

Move selector lever (1) to "P" position (front stop of shifting gate).


Release screw (2). The cable (3) must remain easily movable axially in the holder (4).

Move ignition key to "zero" position and remove.

Press interlock lever (5) downwards as far as it will go.

Tighten down screw (2).

Tightening torque, 25 16 5AZ.

**Checking interlock function:**

- a) Turn ignition key to "ignition" position and then turn back to "zero" position and remove ignition key:

It should not be possible for the selector lever to be moved from the "P" position.

Interlock lever must rest on selector lever.

- b) Turn ignition key to "ignition" position, press foot brake:


It must be possible to select all selector lever positions.

- c) Selecting all selector lever positions except "P":

In none of these positions should it be possible to turn the ignition key back to the "zero" position and remove it.

- d) Move selector lever to "P" position:

It must be possible to turn the ignition key back to the "zero" position and remove it.



Checking shiftlock function:

- a) Ignition on,
selector lever in "P" or "N" position,
press brake pedal:
selector lever must unlock.
- b) Start engine,
press brake pedal,
engine speed greater than 2500 rpm:
selector lever must be locked in "P" or "N" position.
- c) Ignition on,
move selector lever to "R" position,
foot brake released:
In event of brisk shifting from position "R" to "D" and from
"D" to "R", the selector lever must not be locked when
position "N" is exceeded.
If it remains for more than approx. 0.5 secs. in position "N",
the selector lever must be locked.
- d) Selector lever may only be locked in position "P" or "N".
- e) Driving speed greater than 5 km/h:
The selector lever must not be locked off.